



ISO 9001/AS9100 Certified

LZU60X

**SUBMERSIBLE MINIATURE LVDT DISPLACEMENT TRANSDUCER,
AC/AC, UNGUIDED ARMATURE**

YOUR ENGINEERED SOLUTION SOURCE SM



DESCRIPTION

The Series LZU60X is a submersible miniature LVDT designed for applications requiring displacement measurements to be made while submerged in fresh water and most non-corrosive liquids and gases.

Fluids which are non-magnetic can be allowed to flood the armature tube without affecting the operation of the transducer. The unguided armature is loose fit in the bore of the LVDT and is attached to the moving part by a male thread.

The armature can be separated from the body without disconnecting either part. All Series LZU60X units have hermetically sealed stainless steel housings with a cable exit which is double sealed using an internal rubber gland plus a polyolefin shrink tube over the cable and transducer body.

The compact size of the LZU60X series makes it ideal for applications requiring limited space. This position sensor requires separate signal conditioning and provides optimum performance when powered with between 0.5 V and 7V at 5KHz.

All Series LZU60X displacement transducers are shipped with traceable calibration certificates.

PERFORMANCE

STROKE RANGES

± 0.04 inches to ± 0.5 inches

LINEARITY

± 0.5% of full stroke max

± 0.25% or ± 0.1 options on some ranges

REPEATABILITY

≤ 10 microinches

OUTPUT SENSITIVITY

2 mV/V/0.001 inches (typical)

STANDARD FEATURES

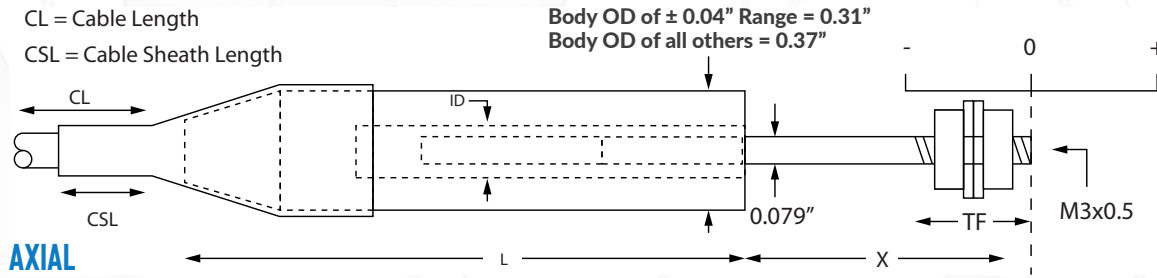
- Stroke ranges from ±0.04 inches to ±0.5 inches
- Hermetically Sealed Housings
- Double Sealed Cable Exit
- Unguided Armature
- Infinite Resolution
- Compact Size
- AC/AC
- ±0.5% Linearity
- Broad Temperature Range
- All Stainless Steel Construction
- Traceable Calibration Certificate
- Axial or Radial Cable Exit

OPTIONAL FEATURES

- Improved Linearity
- Cable Length/ Cable Sheath Lengths
- Mounting Blocks



A US Manufacturer of: Pressure, Temperature, Load/
Force/Torque, and Displacement Sensors.



AXIAL

RANGE	LINEARITY ERROR (% F.S.)	L	X	ID	TOTAL WEIGHT	ARMATURE WEIGHT	TF	INWARD OVER-TRAVEL	SENSITIVITY (NOM)
$\pm 0.04''$	$< \pm 0.5$	1.8"	0.62"	0.09"	0.7oz	0.05oz	0.5"	0.08"	143mV/V
$\pm 0.1''$	$< \pm 0.5$	2.1"	0.77"	0.09"	0.8oz	0.05oz	0.6"	0.06"	375mV/V
$\pm 0.2''$	$< \pm 0.5$	2.2"	1.04"	0.09"	0.8oz	0.06oz	0.7"	0.11"	320mV/V
$\pm 0.3''$	$< \pm 0.5$	2.8"	1.18"	0.10"	0.9oz	0.06oz	0.7"	0.16"	435mV/V
$\pm 0.4''$	$< \pm 0.5$	2.9"	1.28"	0.10"	1.2oz	0.07oz	0.7"	0.15"	567mV/V
$\pm 0.5''$	$< \pm 0.5$	3.5"	1.38"	0.10"	1.5oz	0.08oz	0.7"	0.15"	773mV/V

MECHANICAL CHARACTERISTICS

RESOLUTION

Infinite.

CASE MATERIAL

Stainless steel.

ARMATURE TYPE

Unguided.

PROBE

M3 x 0.5 Male.

ELECTRICAL CHARACTERISTICS

EXCITATION SUPPLY

0.5V to 7V rms, 2kHz to 10kHz, sinusoidal.
(Calibrated at 5V rms, 5kHz, sinusoidal).

ELECTRICAL TERMINATION

Hermetically Sealed Waterproof Cable (6 ft.).

CABLE LENGTH

Standard Cable:

Standard CL = 6 ft.

Standard CSL = 6 ft.

Rated to 500 psi

Optional Cable:

Maximum CSL = 23 ft.

Rated to 500 psi

CSL = 2 in. with cable length
from 2 ft. to 3200 ft. Rated to 250 psi.

PHASE SHIFT

10° (Typical).

OUTPUT LOAD (OPTIMUM)

100K Ohms.

ENVIRONMENTAL CHARACTERISTICS

OPERATING TEMPERATURE RANGE

-4°F to +257°F.


TEMPERATURE EFFECT ON ZERO

$\pm 0.006\%/^{\circ}\text{F}$ (typical).

TEMPERATURE EFFECT ON SPAN

$\pm 0.006\%/^{\circ}\text{F}$ (typical).

MODEL IDENTIFICATION

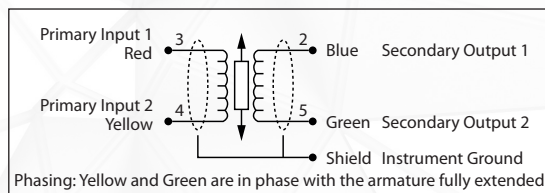


ELECTRICAL TERMINATIONS

Please specify termination required:

- 1 Axial Cable Exit (Standard)
- 2 Radial Cable Exit (Optional)

CONNECTION DETAILS



MODIFICATIONS AND WARRANTY

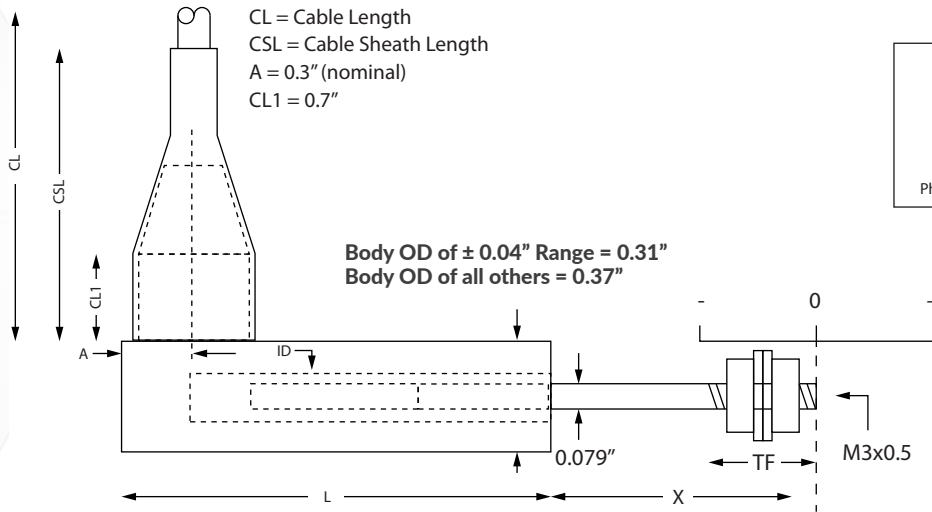
MODIFICATIONS: We realize transducer applications vary greatly and as such our designs are flexible. Choice of pressure port, electrical termination, material compatibility and performance characteristics are a few of the many options available. Specifications on this datasheet represent the standard configuration only. Product and company names listed are trademarks of their respective companies. Specifications subject to change without notice.
WARRANTY: Stellar Technology warrants that its product shall be free from defective workmanship and/or material for a twelve month period from the date of shipment, provided that Stellar Technology's obligation hereunder shall be limited to correcting any defective material FOB our factory. No allowance will be made for any expenses incurred for correcting any defective workmanship and/or material without written consent by Stellar Technology. This warranty is in lieu of all other warranties expressed or implied.



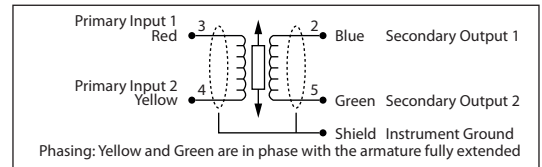
ISO 9001/AS9100
237 Commerce Drive • Amherst, NY 14228 • USA
Tel: 716.250.1900 • Fax: 716.250.1909
Web: stellartech.com • Email: info@stellartech.com

Due to the nature of technology, changes are inevitable.
For latest technical specifications, see our website.





Connection Details



CABLE LENGTH

Standard Cable:
Standard CL = 6 ft.
Standard CSL = 6 ft.
Rated to 500 psi

Optional Cable:
Maximum CSL = 23 ft.
Rated to 500 psi
CSL = 2 in. with cable length
from 2 ft. to 3200 ft. Rated to 250 psi.

RADIAL

RANGE	LINEARITY ERROR (% F.S.)	L	X	ID	TOTAL WEIGHT	ARMATURE WEIGHT	TF	INWARD OVER-TRAVEL	SENSITIVITY (NOM)
$\pm 0.04"$	$< \pm 0.5$	1.9"	0.75"	0.9"	0.7oz	0.5oz	0.5"	0.08"	143mV/V
$\pm 0.1"$	$< \pm 0.5$	2.1"	0.77"	0.9"	0.8oz	0.5oz	0.6"	0.06"	375mV/V
$\pm 0.2"$	$< \pm 0.5$	2.2"	1.04"	0.9"	0.8oz	0.6oz	0.7"	0.11"	320mV/V
$\pm 0.3"$	$< \pm 0.5$	2.8"	1.18"	0.10"	0.9oz	0.6oz	0.7"	0.16"	435mV/V
$\pm 0.4"$	$< \pm 0.5$	2.9"	1.28"	0.10"	1.2oz	0.7oz	0.7"	0.15"	567mV/V
$\pm 0.5"$	$< \pm 0.5$	3.5"	1.38"	0.10"	1.5oz	0.8oz	0.7"	0.15"	773mV/V

MECHANICAL CHARACTERISTICS

- RESOLUTION**
Infinite.
- CASE MATERIAL**
Stainless steel.
- ARMATURE TYPE**
Unguided.
- PROBE THREAD**
M3 x 0.5 Male.


ELECTRICAL CHARACTERISTICS

- EXCITATION SUPPLY**
0.5V to 7V rms, 2kHz to 10kHz, sinusoidal. (Calibrated at 5V rms, 5kHz, sinusoidal).
- ELECTRICAL TERMINATION**
Hermetically Sealed Waterproof Cable (6 ft.).
- PHASE SHIFT**
10° (Typical).
- OUTPUT LOAD (OPTIMUM)**
100K Ohms.

ENVIRONMENTAL CHARACTERISTICS

- OPERATING TEMPERATURE RANGE**
-4°F to +257°F.
- TEMPERATURE EFFECT ON ZERO**
 $\pm 0.006\%/^{\circ}\text{F}$ (typical).
- TEMPERATURE EFFECT ON SPAN**
 $\pm 0.006\%/^{\circ}\text{F}$ (typical).

MODEL IDENTIFICATION



ELECTRICAL TERMINATIONS

- Please specify termination required:
- 1 Axial Cable Exit (Optional)
 - 2 Radial Cable Exit (Standard)

MODIFICATIONS AND WARRANTY

MODIFICATIONS: We realize transducer applications vary greatly and as such our designs are flexible. Choice of pressure port, electrical termination, material compatibility and performance characteristics are a few of the many options available. Specifications on this datasheet represent the standard configuration only. Product and company names listed are trademarks of their respective companies. Specifications subject to change without notice.
WARRANTY: Stellar Technology warrants that its product shall be free from defective workmanship and/or material for a twelve month period from the date of shipment, provided that Stellar Technology's obligation hereunder shall be limited to correcting any defective material FOB our factory. No allowance will be made for any expenses incurred for correcting any defective workmanship and/or material without written consent by Stellar Technology. This warranty is in lieu of all other warranties expressed or implied.



ISO 9001/AS9100
237 Commerce Drive • Amherst, NY 14228 • USA
Tel: 716.250.1900 • Fax: 716.250.1909
Web: stellartech.com • Email: info@stellartech.com

Due to the nature of technology, changes are inevitable.
For latest technical specifications, see our website.

